



Burton Materials Data Lab 材料数据实验室

Group Guide
旅行指南



Contents

1	Introduction	1
2	Shanghai	2
2.1	Baoshan Campus	2
2.2	Outside Baoshan Campus	4
2.3	Outside Shanghai	5
3	Group	7
3.1	Your Colleagues	7
3.2	Yourself	9
3.3	Your Supervisor (Me)	11
4	Work	13
4.1	Understanding Existing Research	13
4.2	Performing New Research	17
4.3	Managing Data	23
5	Outputs	25
5.1	Articles	25
5.2	Presentations	28
5.3	Job Applications	29
6	Summary	30

1 INTRODUCTION

This group guide has two purposes, to help new members get started and to help existing members agree on the best way of working together. It is inspired by a similar guide that is available on-line,¹ and many years working in different research groups all over the world.

The document is split into separate sections describing specific aspects of our professional lives at Shanghai University. It is arranged in the approximate order you might find the information useful. That is to say when you first arrive, Section 2: Shanghai will be probably of most relevance to you. Then understanding the group. Then conducting the work. Finally, creating outputs from your research.

I wrote this guide for someone with no experience working in research, so I hope it can be useful to new arrivals at any level. It should give you an idea about the kind of expectations we have as a group and what you can expect from us in return. You definitely don't need to memorise anything in this document so don't worry. The guide will be constantly receiving updates, so please check for the most recent version. When you are finished reading it, please let us know if you have any suggested updates or changes.

The writing here is the level of English a scientist is expected to be able to understand in research so I deliberately do not try to make it easy. Please take the time to compare the English I use and the corresponding Chinese translation to improve your understanding as necessary. In this way, this document can also help establish a minimum level of English for all members and I will also use it to learn Chinese :)

¹<https://hackingmaterials.lbl.gov/handbook.pdf>

2 SHANGHAI

Welcome to Shanghai! In this section I just write a brief guide to staying with us, understanding the university and finding your way around. However, the best way to find information will always be talking staff, students and me so feel free to ask :)

Shanghai University, (SHU, or 'Shangda'), is composed of 3 main campuses across Shanghai. Baoshan Campus (which is where we are), Yanchang Campus and Jiading Campus. There are shuttle buses that can take you in between but be warned that these campuses are quite far apart and with traffic it can take quite a while. If you have classes or meetings at other campuses please be sure to leave plenty of time.

2.1 BAOSHAN CAMPUS

Baoshan campus has everything you need to have a pleasant stay in with us.

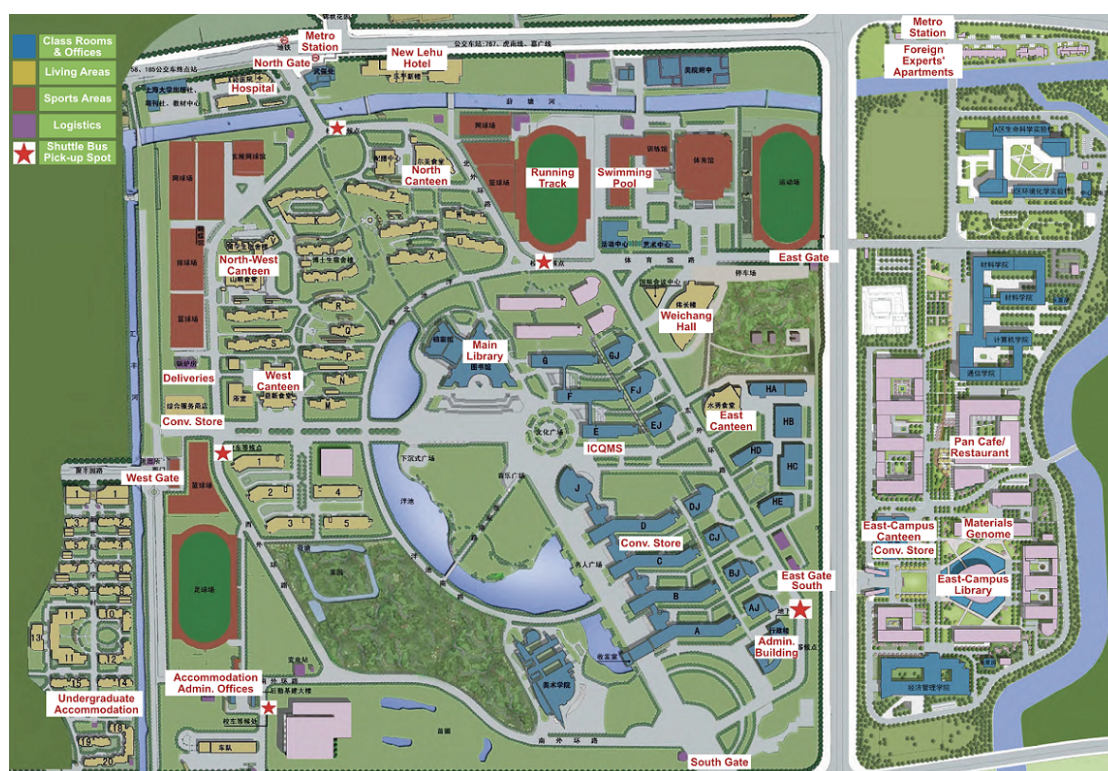
We are based in the International Centre of Quantum and Molecular Structures (ICQMS) in the department of Physics. Our offices are in building E of the main section of Baoshan campus (see campus map below). We also work quite closely with the Materials Genome Institute (MGI) in the east section of campus. Both ICQMS and MGI frequently host seminars and talks from domestic and international visitors so, wherever you are based, it's important you know these 2 locations.

The teaching buildings of the main campus are named in alphabetical order starting with A at the South gate to G by the main library. Each building also has a J annex to the east, which I'm told is short for 'joint'. These can be useful for orientating yourself if you get lost. Please also take note that there are only 5 exits to a quite large campus - I once got stuck inside

Note

Emergency service phone numbers in China are: a) Fire 119 b) Police 110 c) Ambulance 120





thinking I could just cross the lawn to the road but there are walls all around. This reduces to 4 exits if you are here by car as the East Gate South is only for pedestrian and bike access.

There are 3 university convenience stores around Baoshan campus (that I know of). Each are great for picking up snacks, drinks, pens, paper *etc.* but if you are staying with us for a while you may prefer some of the bigger stores just outside Baoshan campus, see below. I do recommend you visit each of the stores however, as they sell different things, for example at the western-most convenience store I've previous bought cooking oil and shampoo, whereas in the eastern-most store I've bought a tea-flask and a mop.

The sketched out area of the east campus is a big temple that is a vibrant yellow colour in real life. It is not officially affiliated with Shanghai University but it is very useful for finding your position on campus. There is only one big yellow traditional Chinese building around this area, so if you see it you know you are looking at the northern half of east Baoshan.

2.1.1 CAMPUS EATING

There are quite a few canteens on campus, but the one closest to our office is the East Campus, just south of Weichang Hall and right in front of the eastern-most exit of our building.

The purchase of food is entirely cashless. If you want to buy something you have to use your university card (temporary or permanent university cards both work). In the canteen by our building you can add money to your card on the ground floor, to the left of the building as you look at the food counter.

The canteens are open for a couple of hours around mealtimes each day. The specific times depend on the canteen but usually 6am-8am, 11am-1pm and

Note

If you are vegetarian, vegan, have celiac or severe allergies the canteens might not be suitable for you. Talk to me and I'll help you find what you need.

4pm-6pm are when food is available, so try to plan your schedule accordingly. You won't find food for a western-style breakfast here unfortunately but it's really good value for lunch and dinner. The North-West canteen 3rd floor is for halal only food and is open until 8pm but the selection is a little limited. All canteens are also open weekends if you are based around the university and want something quick and easy.

I recommend the east canteen for lunch, as they place plates of prepared food for you to take, which is both fast, easy and simple. However, for dinner I recommend the west or north canteens. If you go here and then up one floor, most of the counters have photographs of the dishes on offer and you can choose by simply pointing at the picture you'd like. These are then cooked fresh for you. Be aware that here you should walk directly to the till, place your order and THEN join the back of the queue. Of course if you already speak Chinese then you have no problem :p

Pan café is sign-posted as a book shop, but since the books are Chinese the most general use of the place is the food and drink. This is the only 'western' style place to eat on campus, serving pizzas, pastas, coffee and desserts. It's relatively expensive compared to the canteens but the quality is good and it is much less busy than any of the other places during meal times. It's also possible to pay without a SHU university card here, using cash or WeChat *etc.*

2.1.2 UNIVERSITY LIBRARY

The library does have some English language books available but they've proven quite difficult to find using the on-line catalogue. The best thing is to ask for help from a student here as they're usually familiar with the common textbooks. Alternatively, many textbooks now have on-line versions that you'll be able to access *via* the university network.

2.2 OUTSIDE BAOSHAN CAMPUS

The main area of non-university restaurants and shops is just outside of the west gate, in front of the undergraduate accommodation buildings.

Probably of most importance for non-Chinese members is the Walmart, on the right as you walk down the street from Westgate. This is a large supermarket that is great because it has signs in English for the aisles AND the products on the shelves. It can be surprisingly difficult to spot the difference between detergent and fabric softener, for example, when you can't read the Chinese!

Bicycles are a great way to get around campus and the outlying areas. I recommend not buying a bike because bicycles for public use are very common across Shanghai. There are a few different brands but by far the most common around the university is Mobike. It's a bicycle rental service that doesn't require docking bikes at specific locations, just lock the bike

when you're done. This means you can hop on and off bikes wherever you please for a small fee and not have to worry about forgetting where you put your bike or if it's in a safe location. If you are a foreigner you need to download the Mobike app and verify your ID with a passport, whereas locals can simply scan any bike with WeChat.

If you're looking to travel further afield, there are 2 metro stations right by the university- Shanghai University station and Nanchen Road station, besides Baoshan main and Baoshan east sections respectively. These are both on metro line 7, which travels right the way through Shanghai (see metro map).

Note

Shanghai is relatively cool because of the Pacific breeze but the sun is still strong (we are at the same latitude as Egypt)! If you are easily burned be sure to keep sunscreen with you.

Two or three stops to the north is a large and very beautiful park called Gucun Park (顾村公园), usually open 6am-6pm if you want to pass a peaceful afternoon. Around March/April each year there is the Sakura, or cherry-blossom, festival that is definitely worth seeing. One station further is Liuhang (刘行), where a large shopping center is joined directly to the metro station by exits 1 and 2.

A few stops south of the university is Changzhong Road (场中路) which has a HEMA nearby. This is a supermarket like Walmart, but is a little more upmarket. For westerners this has a greater selection of familiar brands and produce (like cheese, wine, chocolate), while still being relatively close to the university. One stop further south is Dachang Town (场中路), where you can find an IKEA superstore. Depending on how long you plan to stay with us, IKEA can be a very worthwhile trip for a few home comforts at reasonable prices.

While you can live perfectly well on campus, you'd be missing out if you didn't travel occasionally into central Shanghai. About 20-30 minutes south on line 7 (no changes) you can be in central Shanghai. Most often I find the Ji-ang Temple stop to be the best station to access the city but of course this depends on each individual trip.

Line 2 connects Hongqiao Railway Station, Hongqiao Airport and Pudong International Airport. For this reason alone I strongly recommend having a metro travel card - even if the roads are jammed with traffic you can get to important locations cheaply via the metro.

It's important to note that the metro map I include here isn't the full version, just a clear image for the central stations. For example line 7 goes further than the Shanghai University station, which isn't shown in the figure.

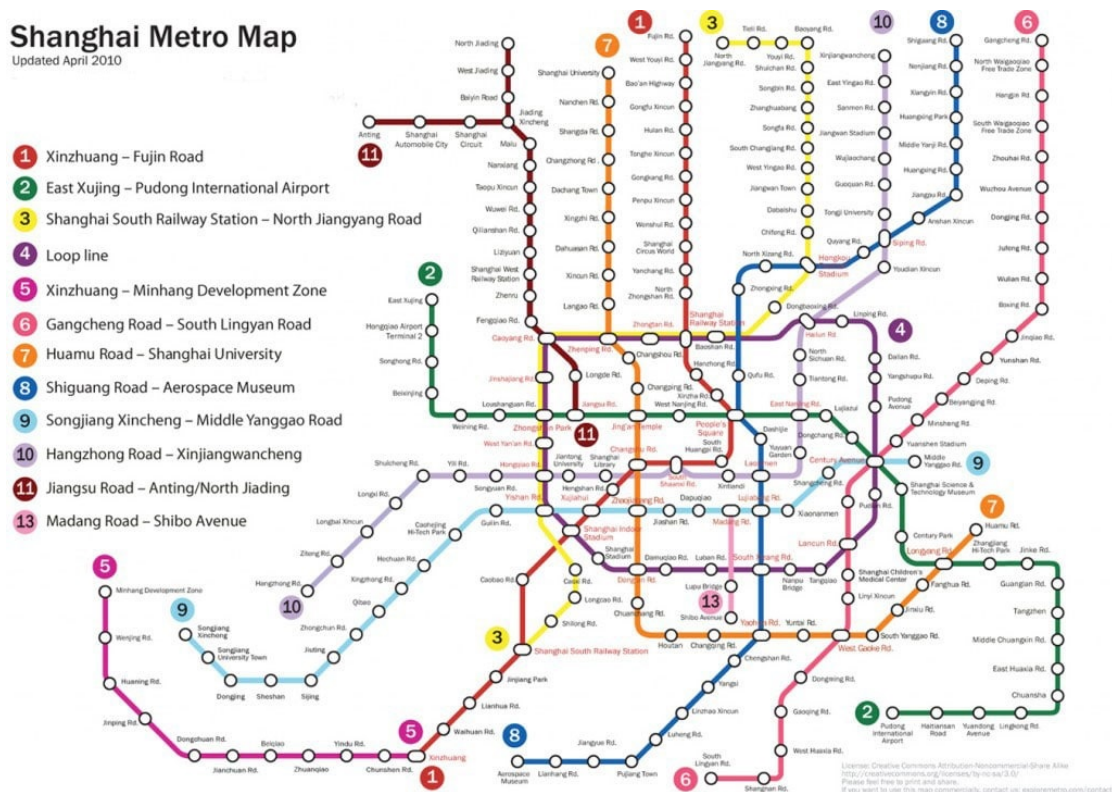
2.3 OUTSIDE SHANGHAI

There are many obvious attractions in China outside of Shanghai, such as the Great Wall or the Forbidden Palace. I just take the time here to mention a few that are not so obvious and relatively nearby.

Suzhou is about 40 minutes away by fast train which is very reasonably priced if you book a ticket in advance (foreigners need their passports to pick up the ticket at the station). This means you can visit there just for the day without having to book a hotel. Suzhou has a very modern, clean and wealthy city centre which isn't as crazy as Shanghai but, for me, the best

Shanghai Metro Map

Updated April 2010



things to do are more historical or cultural. These are the Lion Grove Garden and the Humble Administrator's Garden, which, in spring especially, are very beautiful places to visit.

If you are going for a longer stay, then 30 km south-east of Suzhou is Zhouzhuang: a water village that has been called the Venice of the east, which is worth spending the day.

Hangzhou is known as the city of heaven in China and is little bit further away than Suzhou but still only 1 hour by fast train (the next station after Suzhou on the fast train in fact). Here you can stroll along the lake, or visit nearby tea plantations.

Nanjing is also an important historical trade city whose name literally translates to 'South Capital' (where as Beijing translates to 'North Capital').

Finally, if you are a fan of nature and the outdoors, there are many mountains to the west of Shanghai. Of these the Yellow Mountain or Huangshan (黄山) is perhaps the most famous. You don't need to be super-fit to enjoy the location because they have cable-cars to take you up a significant part of the way and you can stay at this level if you prefer.

Note

Pollution is an unfortunate aspect of life in China. The air in Shanghai is relatively clear but if you are travelling to somewhere like Beijing you may want to take precautions, especially if you suffer from a condition such as asthma.

3 GROUP

Welcome to Burton Materials Data Lab! We hope you have a productive and rewarding time with us.

I've worked in 9 different research groups in 6 different countries and I've found cooperation and teamwork to be the most important factors behind successful research. Surprisingly though, it seems almost no one talks or writes about it. Perhaps most of this section will seem obvious to some people but since we are an international collective I think it's worth writing it down so we all understand each other.

3.1 YOUR COLLEAGUES

Ultimately, this group exists to produce internationally significant research. Even if you do not aspire to an academic career, the kind of outputs we aim to create will be of great benefit to you in the future. Almost all jobs will appreciate proof of the following:

- professional writing
- international languages
- public speaking
- numerical literacy
- data handling
- team work
- time management
- effective administration

As scientists we should also be open to new experiences. If you are interested in alternate outputs for your time in our group please speak to me. For example, if you wish to create video's, websites, graphics, blogs, give public talks or any other form of science outreach I'd be happy to support you as much as I can. These can then be mentioned in a recommendation letter to future employers.

We should all commit to helping each other regardless of long term goals or how much time you intend to spend in the group. That way individuals benefit from evidence of professional development and the group benefits from being better established in the international research community. These effects enhance each other in turn, multiplying our collective success.²

Everyone should be constantly learning as they work. Try to always have a notebook to hand so

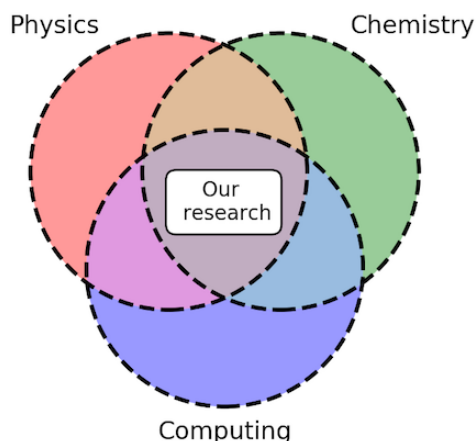
Note



Angela Merkel has a PhD in quantum chemistry. She became the first female chancellor of Germany and was described as the most powerful woman in the world. The qualifications & skills you can obtain with us can be useful in any career path, not just science.

²V. Sekara, P. Deville, S. E. Ahnert, A.-L. Barabási, R. Sinatra, and S. Lehmann, "The chaperone effect in scientific publishing," PNAS, vol. 115, no. 50, pp. 12603–12607, 2018

that you can draw or quickly write down paper details whenever they may come up. The physics of the methods, the chemistry of the materials and the data science of the code packages all overlap in our area of research, as shown in the Venn diagram below. No one person can understand all of these 3 areas, as they are individually developing rapidly in different directions. It is important that we are honest with each other if we do not understand something, there is no shame in asking for help. However, adjusting numbers, altering figures or hiding errors will in no way be tolerated from anyone. If you are unsure, just ask :)



Safety is incredibly important for a shared work space. Do not run wires across areas where people can trip and make sure to clean up any spills before someone can slip. If you must stay late at night, try not to be the only person in your office: if you fall and no one is around to help you, even a minor incident can become a major problem. There will be a minimum standard of cleanliness expected of everyone. We also share quite a lot of space with other groups so please be considerate. That said, I encourage you to decorate your desk and office space in whatever way makes you feel comfortable.

I want to specifically try and bring together students from different backgrounds but with complementary skill sets. This might mean you don't feel that you have a lot in common with other group

members. For this reason, I will regularly suggest we go for dinner or perform an activity that is not work related. This will help people discover mutual interests from different perspectives and get to know each other better on a personal level.

Finally, always try to be kind to each other. Bullying, harassment or treating anyone differently because of their gender, origin or appearance will not be tolerated. Every member will treat every other member equally, with respect and professionalism. This extends to any guests, visitors or support staff you encounter.

If you have an issue with another individual, first try explaining to them that you are not comfortable with their behaviour. If the issue persists, please bring it to my attention.

Note



Richard Feynman famously said "if you think you understand quantum mechanics, you don't understand quantum mechanics." This is just one of many topics we need to be familiar with, so don't feel bad if you don't understand everything.

3.2 YOURSELF

Research has to be challenging. If you think a project is easy that's because you are not pushing yourself. Science exists as a series of increasingly difficult models, from the cartoons you were taught as a child right up to the physical reality that is impossible to understand.³ Where you fall on this scale depends on your level of training but if you are finding research easy you need to consider moving to a higher, more sophisticated level. Conversely, if you are finding research too difficult you can move one stage back until you feel you are ready to move forward again.

However, just because research must be difficult doesn't mean it has to make you miserable. I had a fantastic time during my early research career and I hope I can help you to do so too. Happy people are more productive and creative,^{4,5,6,7,8} which are the 2 most important skills in research. Happy people are also nicer to be around, increasing the chance of having interesting discussions and establishing collaborations. So it is really to everyone's benefit that you are happy in your research!

Happiness is greater in more scenic environments,⁹ and we are lucky to have a beautiful campus right outside. In England it is so rarely hot and sunny that people don't think twice about leaving the office when the weather is nice. As long as people can reach you, *via* WeChat for example, and we have no meetings scheduled then feel free to enjoy the beautiful scenery around Baoshan.

I will always try to offer a selection of projects from which you can choose the one you would prefer to undertake. Think carefully about the one that motivates you most on a personal level. Things won't always go perfectly to plan, so believing in what you're trying to accomplish in the project can really help you stay motivated. I can think of almost no scientific reason why a project would need to be abandoned. Even if someone else publishes your exact project before you do, it can still be published and is valid as a body of work itself. If you are really having trouble, please talk to me but don't just try to switch projects because it's not as much fun as you first thought.

Manage your time and health properly. Working long hours has been shown to be bad for

Note



In 1865 August Kekulé famously deduced the structure of Benzene based on a dream of monkeys dancing together. Sleep and rest have long been associated with effective problem solving!

³P. W. Anderson, *Science*, vol. 177, no. 4047, pp. 393-396, 1972.

⁴A. M. Isen *et al.* *Journal of Personality and Social Psychology*, vol. 6, no. 52, pp. 1122-1131, 1987.

⁵F. G. Ashby *et al.* *Psychological Review*, vol. 3, no. 106, pp. 529-550, 1999.

⁶B. L. Fredrickson, *Philos. Trans. R. Soc. Lond.*, vol. 359, no. 1449, pp. 1367-1378, 2004.

⁷A. K. Anderson *et al.* *Proceedings of the National Academy of Sciences*, vol. 103, no. 5, pp. 1599-1604, 2006.

⁸G. Rowe *et al.* *PNAS*, vol. 1, no. 104, pp. 383-388, 2007.

⁹C. I. Seresinhe *et al.* *Scientific Reports*, vol. 9, no. 1, p. 4498, 2019.

your body,¹⁰ and your mind.¹¹ Even in the short-term working long hours can be unhelpful. You will certainly be more productive working for 4 hours after an 8-hour sleep than you will working for the same 12 hours with no sleep.¹² Do not think I will be impressed to find you in the office late at night or asleep under your desk in the morning. There also is the danger of undoing good work that has already been done. I once accidentally deleted the entire headnode of a super computer that hadn't been backed-up for 3 days. I promise you that every single user of that computer would prefer I had stayed in bed that day rather than go to work!

It has been shown that researchers had very high incidences of poor mental health compared to other professions.¹³ The Institute Of Physics (IOP) has published a 40-page guide to building and maintaining well-being for researchers in physics,¹⁴ so while I don't discuss self-care any further in this guide, there is a lot more to this than what I've written. I will make the IOP guide available along with this one.

Note



Isaac Newton discovered gravity after an apple fell on his head. He was sat outside, in a garden, under a tree. Your frame of mind in conducting research is more important than sitting in the office all day.

Increasingly, companies in Europe, America and Australasia are moving towards a 4 day week because it has been shown that taking fewer holidays is linked to poor health.¹⁵ Google doesn't implement a 4 day work week but they have a policy that is similar. It is called the 20 % time rule, and you can hear the former CEO of Google talk about it yourself.¹⁶ This is a rule that employees should spend 1/5th of their time (i.e. one day out of 5) working on something unrelated to their specific job. Back when this idea first became famous, a lot of people thought it was stupid and wouldn't last, however the company has gone from strength to strength and, even now, they still win the title of most innovative company.¹⁷ I'm happy working 5 days of the week and I don't expect you to work more than that. I also don't expect to see you in the office all of the time. If you study and write while at home with you parents it still counts as work done.

If you are ever sick, please do NOT come to the office. I know some people think that this is a display of commitment to their work but I really don't. I don't want your illness and nor does anybody else. If you need time off, take time off. Similarly, if you are not sick but need to stay home because of, for example, a sports injury or pregnancy, it is possible for you to accomplish work while outside of the office. We can arrange Skype meetings or alternatives so

¹⁰Virtanen M *et al.* American Journal of Epidemiology, vol. 1, no. 7, pp. 586, 2012.

¹¹Virtanen M, *et al.* PLoS One 7, 1 2012

¹²M. Björnmalm, Science, doi:10.1126/science.caredit.aax5716

¹³"The mental health of PhD researchers demands urgent attention," Nature, vol. 575, pp. 257-258, 2019

¹⁴S. Shinton, "Resilience Toolkit: A Physicist's Guide to Building and Maintaining Wellbeing", Institute of Physics, 2019.

¹⁵T.E. Strandberg *et al.* European Geriatric Medicine, vol. 8, no. 3, p. 260, 2017.

¹⁶<https://mashable.com/2018/05/11/google-20-percent-rule/#0uoJ09zf5kqU>

¹⁷<https://which-50.com/google-not-apple-named-bcgs-most-innovative-company-in-2019>

that progress in your research can still be made. However, overall you will be most productive at the office and, if you are able to do so, please try to be around campus between 9am-5pm.

Note



I've been told that my ideas are western but Confucius said 'To put the world in order... we must first cultivate our personal life.' Taking care of yourself makes sense, no matter where you are from.

Finally, money is important to everyone but scientists rarely talk about it. There is unfortunately very little money in science for students but I strongly believe that science should not just be available to students from wealthy families. If you need to get a job, I will not consider it a demerit. I

already said I won't expect to see you outside of a 9am-5pm, Monday to Friday. In theory this leaves time for you to work evenings and weekends. I advise working a second job no more than 3 or 4 days each week, but this decision ultimately must be made by you.

There are opportunities available in the university and even our research centre where you can earn a little extra money. I think this is the most ideal way to do some work on the side, as it won't distract you too much from your research and you don't have to spend time travelling between different jobs *etc.* The best way is to talk to me and we can try and organise something based on your specific requirements.

3.3 YOUR SUPERVISOR (ME)

As far as you are concerned my only job is to support you; so you never have any reason to lie to me or hide from me. 99 % of the time our relationship will only be work related but that doesn't mean you can't talk to me about other issues in your life. If your house burns down in the middle of the night and you have no-where to go, you absolutely *should* contact me. Just because it is not work related doesn't mean I can't help you.

In the past I have worked with people who had suffered brain damage, were HIV positive, and had lost children. No matter what your issue you will not surprise me BUT please understand that I am not a trained therapist. I will support you as much as I can but most of the time this can only extend to providing you free time to seek alternate help or to help yourself.

I will correct your spoken English, especially if there is scope for confusion in what you said. This is never intended to humiliate you, but small corrections over the years spent studying a masters or PhD can add up to a professional level spoken English by the time you graduate. I know this from my time spent working in a French language institution in Belgium.

I've tried to encourage you to be creative but this doesn't help us if we never discuss your thoughts. Everyone should feel free to approach me with project ideas whenever they are ready. In principle coming up with a project is easy. You can simply follow the framework: Component -> Class -> Application -> Method. Any combination of suitable words or phrases can be thrown together in this way to make a reasonable sounding project, for example "Aluminium alloys for the construction industry by structure prediction" or "Titanium perovskites for water-splitting

by machine learning." etc. However, just because it has a sciency title doesn't mean it's a project worth pursuing!

In Europe it is possible to obtain a PhD having published no papers and so they are more able to take on 'risky' projects. Here, we do not have this luxury so we have to be extra careful when thinking about starting new projects. While I encourage everyone in the group to cultivate project ideas please don't feel dejected if we don't decide to pursue it. Before a project can start there needs to be consideration of the

literature and activity in the field to know which are the most feasible. Things to consider include: do the tools already exist to perform these projects or would we need to create our own? Would this study be of interest to the community even if the results are negative? Is there someone we know who we could ask to collaborate with us?

It's an unfortunate truth that I will need more help from you than Chinese supervisors will need from their students. Even small tasks can be quite difficult in another language. It also means that you cannot always rely on me to warn you of arbitrary things like paperwork deadlines. I already heard of one student missing out on a PhD scholarship because their (foreign) supervisor didn't know about an early deadline. If you ever hear me say something that you think is wrong you **MUST** correct me. This applies for science as well as administration.

I know some of the concepts I discuss are not standard ideas for a Chinese research group and a lot of them can be interpreted as sheer laziness from an outside perspective. If any member of staff or other students give you trouble because you don't spend 12 hours each day in the office, tell them to bring their issue to me and not complain to you. As long as I'm happy with your output and we're meeting the requirements of the university, it doesn't matter what others think.

Finally, I will keep a calendar that is up to date, and available for you to see. This means you can know when I'm busy and when I'm not - so if I have an upcoming work trip, for example, you might want to speak to me before I leave. This is better than me announcing where I'm going to be all the time. You are free to add your own work-related events in to the calendar so that I know when I can find you too, but this is not required. Furthermore, if you see that I am or someone else is participating in something you might be interested in, then you can always ask to join too.

Note



Stephen Hawking was diagnosed with Motor-Neuron Disease at 21. Most people might have thought this the end of his work but he went on to have a long and productive career because he received the right support.

4 WORK

Research and studying are both necessary in academia; studying is time spent acquiring new knowledge, (*i.e.* reading papers) while research is time spent applying that knowledge to create new results (*i.e.* running calculations). If you only do research and never study, you will not succeed academically because you won't know how your results fit with modern technology and society. Similarly, if you only study and never do research you will also not succeed because you will never contribute to the community. The balance between these two things ultimately depends on the person and the project, so resist the urge to compare yourself to others.

Note



Cecilia Payne was the first person to discover what stars are made of but was discouraged when nobody believed her. She described her results as spurious at the time but regretted it later saying: "If you are sure of the facts, you should defend your position."

One should start a project by studying what has already been done, so I begin this section with a guide to understanding the literature. Then I discuss some basic details for performing research with software that is already available. Finally, I discuss managing data,

that is to say making sure the data is clear and available to the point that you and others can spot anomalies, errors or interesting trends even after your work is published. Your contribution to science should long outlive your stay in our group, managing the data is crucial to achieving a lasting impact.

4.1 UNDERSTANDING EXISTING RESEARCH

4.1.1 PAPERS

Research papers are published in journals. Usually, different journals cover different topics. However, there are different journals that cover the same topic, and these usually fight between each other to be considered better. How good a journal can be considered is usually measured with an impact factor, which is updated every year. It's a metric derived from the average number of citations of papers published by this journal. It should in no way be considered as a indication of trustworthiness for a study. There are bad papers in very highly esteemed journals and good papers in relatively obscure journals. Our training as scientists always takes priority over such simple metrics.

Journals can have subcategories of themselves. For example the Journal of Materials Chemistry is split into A, B and C. These are not grades of quality or merit, simply distinct topics. Here, the Journal of Materials Chemistry A is for research in materials for energy and sustainability; B is for research related to biology and medicine; and C is for research related to optical, magnetic and electronic materials.

There are also journals that aim to cover ALL topics in science. You may have heard of the journals Nature and Science. These journals concern themselves with 'breakthroughs' in research, and are usually written and read very differently from more specific journal articles.

Note



Around 150 years ago James Clerk Maxwell said "It is of great advantage to the student of any subject to read the original memoirs of that subject." This is as true then as it is today!

Each journal can have different types of publication:

- Research article. This is the standard publication format for a research project. It is the primary vehicle by which results are disseminated.
- Review. This is a publication in which one or a few authors try to summarise progress in an entire field of research.
- Perspective. This is a publication in which an author talks about their own research, usually over a long time frame.
- Editorial. This is an endorsement of another research group's publication in a relatively casual format. These exist because research papers can be quite difficult to understand or follow if you are not immediately familiar with a research area.
- Commentary. A commentary is an opinion on a topic or area of research. They are written at a level accessible to readers who are not researchers themselves but who are interested in research.
- Erratum. An erratum (sometimes called a corrigendum) is a paper published to highlight a mistake in a previous paper by the same authors.

There is an enormous difference between these types of paper. You need to understand these differences so that you can better judge the literature. For example, if you find a research article that makes a conclusion and a commentary that states the opposite conclusion, this is not a 50:50 split in the literature. The article should be given more weight in your consideration because it is a study, whereas the commentary is an opinion.

Each journal is made by a publisher and each publisher has several journals. This can be a little confusing because, for example, the journal Nature is published by the publisher Nature. Some people have strong feelings about the distinct publishing groups because some of them are not-for-profit and some of them are very much for profit.

Understanding the difference between journals and publishers, and the types of articles on-line, empowers you to better judge the field. It is an unfortunate fact that people do try to misrepresent this information. The most common misrepresentation of this information I've seen is for the journal Scientific Reports, published by Nature. This journal was created to

accept any research paper that is scientifically valid, no matter perceived importance. This means that there is little or no barrier for publication to this journal. The Journal Nature published by Nature on the other hand only accepts what is perceived to be the most exciting and impactful research in the world. As you can see, these two journals by the same publisher have an enormous difference in impact on average. However, more times than I can count, I've seen people reference work published in Scientific Reports and try to imply it is published in Nature. If I ever see you do this I will be super unhappy.


4.1.2 PREPRINTS

A problem that existed for a long time in science is that it is possible for someone else to publish a result before you, even though your paper was submitted first. The peer-review and editorial process can be quite arbitrary, sometimes getting published quickly, other times taking months.

A solution to this came in the form of a website called arXiv (pronounced "archive") which acted as a place to upload your work before submitting it to a journal. Such a thing is called a pre-print and has no pay-wall or access restrictions for potential readers. This allows scientists to lay claim to a result or discovery as soon as a coherent paper has been put together rather than when a journal deems your work worthy of publication.

The use of pre-prints divided the research community originally with most journals refusing to publish an article already on arXiv. Increasingly however they are being used, with new repositories such as ChemArXiv (chemistry archive) and BioArXiv (biology archive) appearing recently. Their use has even increased to the point that some people claim that journal publications are no longer necessary.

Note



Henry Ford was very important in the development of mass production, but he didn't patent a single tool or process! While we may try to create patents for some projects, do not feel left out if there are not similar opportunities in your work. All research has merit.

4.1.3 PATENTS

A patent is legal ownership of an idea or technology. If you discover something first and patent it, companies/universities must seek your permission before using your discovery.

However, during the process of a patent application, clerks will search through all previous discoveries and publications to check if you really are the first to make this discovery. If you have ever revealed information publicly about your invention, it can then never subsequently be patented. This includes everything from a presentation at a big conferences, right down to a tweet or facebook post.

Our group will always strive to make our work available to everyone where-ever possible. For example, this guide can be read by anyone on-line. However, when it comes to scientific research, it is better to keep that information within the group until the results are under peer-review or already published. Even if you have no plan to file for a patent, a journal usually won't consider publishing works already available elsewhere. Please do not post your results to social media and certainly never post somebody else's information on-line.


As part of a patent application it must be proven to exist. For theorists, that means we must collaborate with experimentalists to prove our predictions. No country will let you patent something based on a DFT prediction, unfortunately for us! Luckily there are a lot of amazing experimental scientists who are happy to collaborate, especially when it can lead to a patent.

4.1.4 LEADERS IN THE FIELD

An important thing to know for a successful time working in research is who are the leaders of the field. These are the people doing good work we should follow outside of Shanghai. If you go to a conference these are the names you'll hear people speak about and it can help a lot to have a general understanding of what they do in the field. These days there are also tools like Twitter and Google alerts that allow you to keep in touch with or follow the work of these groups all year round.

In a lot of cases it's not possible to compete with these leaders directly because they have longer academic experience and therefore deeper knowledge. They are also likely to have larger groups, or more money, or alternate expertise or a combination of all of these. This does not mean they are enemies or that we have anything to worry about. There is an infinite amount of research to be done, we just want to make sure we're using our time effectively.

Note



"It is the long history of humankind (and animal kind, too) that those who learned to collaborate and improvise most effectively have prevailed." – Charles Darwin

- Materials Project/Pymatgen:
 - Gerbrand Ceder, University of California, Berkeley, USA.
 - Kristin Persson, Lawrence Berkeley National Laboratory, USA.
 - Anubhav Jain, Lawrence Berkeley National Laboratory, USA.
- Materials Theory:
 - Chris van der Walle, University of California, Santa Barbara, USA.
 - Fumiyasu Oba and Yu Kumagai, Tokyo Institute of Technology, Japan.
 - David Vanberbilt, Rutgers University, USA.

- Experimentalists:
 - Hideo Hosono, Tokyo Institute of Technology, Japan.
 - Andriy Zakutayev, National Renewable Energy Laboratory, USA.
- Materials Modelling:
 - Suhai Wei, Beijing Computational Science Research Center, China.
 - Alex Zunger, University of Colorado, USA.
 - Aron Walsh, Imperial College London, UK.
 - David Scanlon, University College London, UK.
 - Nicola Marzari, École Polytechnique Fédérale de Lausanne (EPFL), Switzerland.
- VASP:
 - Georg Kresse, University of Vienna, Austria.
- FHI-AIMS
 - Volker Blum, Duke University, USA.
 - Matthias Scheffler, Fritz-Haber-Institut der Max-Planck-Gesellschaft, Germany.

This is not everyone doing good work in materials science. You will find that depending on your specific topic you will hear certain names repeatedly and see them recurring on your favourite papers. There is no such thing as absolute science, and the human element is important for all research. Learn these names, contact people, speak to colleagues and you will find a sense of community in research and establish your own identity within that community.

4.2 PERFORMING NEW RESEARCH

Everybody has a research project that is unique to them. I don't try and cover the science in this guide, there are textbooks available for that. What I want to describe here is a framework that can allow anyone to perform their own research, even as it changes over the course of a project.

Note



According to Maria Goeppert-Mayer "Winning the [physics Nobel Prize] wasn't half as exciting as doing the work itself". If you choose to work on something you are passionate about you don't need awards or recognition to stay motivated.

Virtually everything we do will take place on a computer, even reading papers is almost exclusively done electronically. I will try hard to maintain a computer structure that allows all of us to create accurate and reliable results. It's

important that we keep on top of the tools that we use, which other tools they interact with and what they require to work so that we don't get swamped with competing codes from all over the internet. This framework will naturally change over time and if you have any suggestions for change you are more than welcome to make them.

Having a recommended framework of computer codes offers several benefits. Firstly, we can develop a deeper understanding of an individual tool as a group, rather than try to keep track of multiple implementations of the same theory in similar codes. Secondly, it may be necessary to write codes that wrap around specific tools, either to process the output or generate input files etc. These wrappers can be more easily shared, developed and used by the whole group if there are fewer to work with. Finally, it is inevitable that we will have young students start with us who are keen to contribute to our research. If we have specified tools for common outputs, then even the newest students can begin creating impactful research that is consistent with previously generated results without necessarily understanding all of the theory behind it (of course, everyone is strongly encouraged to study any methods they use as their research progresses).

The one drawback that comes with relying on only one code for each output/property is that if there is a bug in that implementation then we may not be aware of it because we are not comparing across multiple codes. We must always be on the lookout for strange and unusual behaviour from our simulations, which is where our understanding of materials science becomes crucial.

Note



Oliver Heaviside worked with physical concepts before they were formally proven. When asked why, he said "Shall I refuse my dinner because I do not fully understand the process of digestion?" You too shouldn't wait to understand all aspects of VASP before you use it.

4.2.1 YOUR COMPUTER

You are welcome to install or access any software you feel will support your research and learning but please also install the following tools that will help us work together.

4.2.1.1 LATEX: The end goal of any project is a paper, report, or document that describes your research. It is likely that when you start in the group you may only be familiar with Microsoft Word. This is totally understandable and widely used the world over. You can continue to use this for as long as necessary, but it is strongly encouraged that you begin to teach yourself LaTeX to make professional PDF documents as soon as possible, especially, if you are writing a PhD thesis. I wrote my PhD thesis not that long ago and almost everyone in

my graduate school who chose to write their thesis in Word encountered problems eventually. Word is fine when your documents are a few pages long but when you are looking at making 150+ pages including, cross-referenced figures, tables, citations, equations and all the rest, it quickly becomes unmanageable.

LaTeX also allows for the use of templates and standard formats. This means we can create and maintain group templates for masters and PhD theses and other document types. Of course, you are welcome to modify your own document as you wish, but for the most part, having a minimum standard of quality and clarity will significantly simplify the process of thesis writing, and help minimize stress towards the end of your project.

4.2.1.2 ANACONDA: Anaconda is a tool to create virtual environments, which are like smaller computers within your computer. The reason this is useful is that it can create an area that is standard for programs, whether you are using windows, apple or linux machine. Because of this a lot of research code writers develop their codes for use within anaconda and in some cases even use anaconda as a platform for distribution. It's also useful for us to work inside virtual environments because if you make a mistake and break a code or cause a software error, we can simply reset the environment. If you do something damaging and it's not inside an environment you can cause serious harm to your computer and lose work.

Note



Max Planck said "we see in all modern scientific advances that the solution of one problem only unveils the mystery of another". At some point we have to stop and say, this level of theory is enough to describe what we seek.

4.2.2 THE CENTRAL COMPUTER (QMS)

Calculations can require a long time and a lot of computing power. For this reason we have a very powerful central computer that is shared within ICQMS. This computer, also called a cluster, is optimised for running these difficult calculations all day every day. It's possible to find software to interact with this computer in a similar way to your own computer, and I encourage you to use these in the beginning. For example, WinSCP lets you drag and drop files between your computer and the cluster. However it's faster, easier *and* more powerful to use command-line prompts, which in this case will be in the programming language Bash.

4.2.2.1 VASP: VASP stands for Vienna Ab Initio Simulation Package and it is the tool we use to turn atomic structure into materials properties. It is not the only package that can do this and it is certainly not perfect (I wouldn't even say it is the best available). The reason I, and many others, choose to use VASP for research is that it is fast and easy to use, this means the barrier to entry is low for students and researchers outside of quantum physics. Other *ab initio*

packages like VASP include but are not limited to Quantum Espresso, CASTEP, ABINIT and GPAW.

When you are a little more familiar with coding, there are ways to generate the files for VASP automatically. In the beginning its best for you to play around with the files yourself so that you understand better the machinery of your research. The absolute minimum you need to know to run a calculation is that

there are 3 files you must prepare INCAR, POSCAR and POTCAR. These files are so named because a long time ago computers used to be given information on punch-cards. So INCAR comes from INput CARd, POSCAR comes from POSitions CARd and POTCAR is POTential energy CARd.


A basic INCAR contains the option flags for the calculation and will look like this:

INCAR	
ISIF = 3	#Allows structure to relax to its lowest energy
IBRION = 2	#Sets method to optimise relaxation
NSW = 100	#The maximum number of ionic steps.
ISMEAR = -5	#Sets treatment for partial occupancies orbitals

VASP will run a calculation with this INCAR but you should know there are more than 300 options that can be set in this file! VASP has an on-line wiki that explains these features in more detail and is updated with the software. So for further details I'll refer you to the website.¹⁸

POSCAR is the file containing the atomic positions and is split in to three sections. First the repeating unit cell is defined as a 3×3 matrix, then the number of atoms is specified, finally the 3-D positions are listed individually as coordinates. The primitive cell of silicon looks like this:

Note



Nikola Tesla once said 'I was sorry to witness [Thomas Edison work] knowing that a little theory and calculation would have saved him ninety per cent of his labor.' Our research is not about writing papers, it is about quickening the process of discovery for society!

¹⁸https://cms.mpi.univie.ac.at/wiki/index.php/The_VASP_Manual

```

POSCAR
Si2
1.0
      3.8669745922      0.0000000000      0.0000000000
      1.9334872961      3.3488982326      0.0000000000
      1.9334872961      1.1162994109      3.1573715331
Si
2
Direct
      0.7500000000      0.7500000000      0.7500000000
      0.5000000000      0.5000000000      0.5000000000

```

The line that says 'Direct' can either be this, which means the coordinates are relative to the unit cell or 'Cartesian' which means the coordinates are defined as absolute with respect to an origin.

Finally, a calculation needs a POTCAR file. VASP comes with a POTCAR file for each element and you just need to bring the files for the elements of your system together for the calculation. Be careful because the order of the elements needs to match the order you specify them in the POSCAR. I heard of one student who found out at the end of her project that the POTCAR was in the incorrect order, making all of her conclusions incorrect.

These three files need to be in a folder together to run the calculation, there can be other files in there too but i recommend each folders be kept clear of anything except the relevant calculation files.

4.2.3 EXTERNAL RESOURCES

4.2.3.1 PYTHON: Python is a powerful, human-readable, free and very popular programming language. It is not automatically distributed with linux or windows, nor is it strictly necessary to perform calculations, so here I consider it an external resource. However it is free, so if you are comfortable with the tools described in the previous section you should consider installing python.

Python is the language with which we will do most of our science. Equations, data manipulation, conversions, graph plotting *etc.* are all much more suited to python than the other languages we've talked about. Python can be thought of as a free and open-source equivalent of MATLAB, with which you may be familiar.

Python is also a command that you can use from the terminal. If you type python by itself the computer will begin a session in which python is now the language rather than BASH. If you type python and then a file written in python, the computer will execute that file.

I won't try to teach you python here, but i recommend the website code-academy as a resource that I think is quite universal for students in the field.

4.2.3.2 PYMATGEN/MATERIALS PROJECT The Material's Project is a database of many thousands of materials that have already been simulated with VASP. Even if you are not looking to

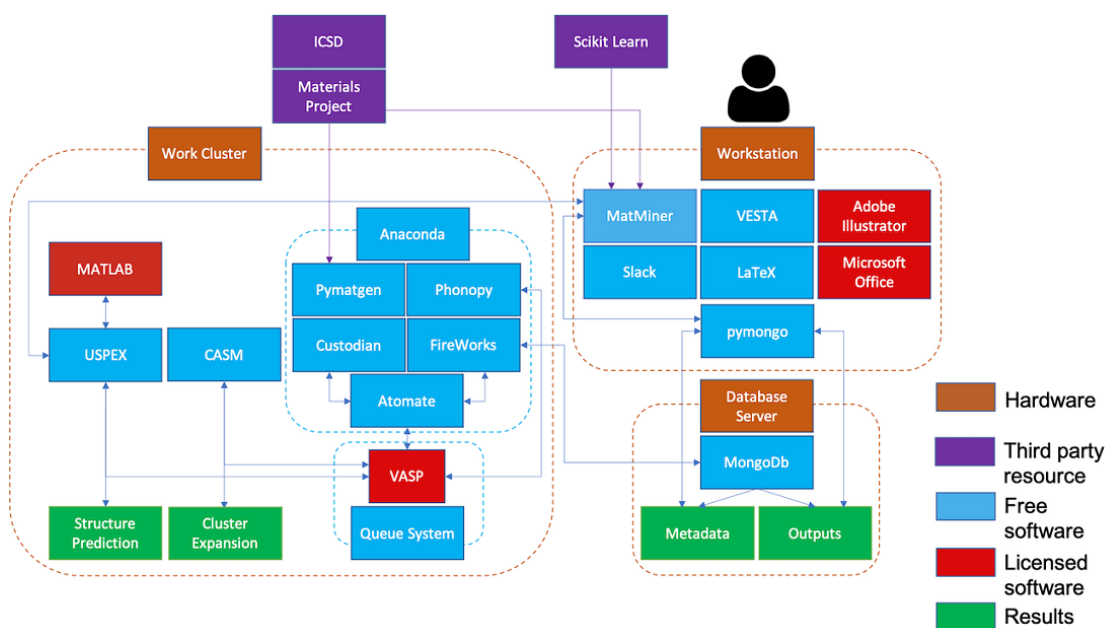


Figure 4.1: A schematic of the ideal software infrastructure. Each box indicates a code, package or computer and the arrows indicate with which other code they interact.

directly interact with the Materials Project it has become an important point of reference for scientists in our field. If you calculate a band gap of 3 eV but the Materials Project shows the same material has a band gap of 0.9 eV, we need to check if something went wrong.

As your skill grows you will be able to use python to access the data within the materials project directly using a library called Pymatgen (short for PYTHON MATERIALS GENOMICS). This is the stage at which high-throughput studies become available to you. High-throughput by definition means consistent analysis of many thousands of systems and for us, it is with the Materials Project and pymatgen that we can do this.

Note



Marie Curie was Polish but worked in France. She said, 'science is essentially international, and it is only through lack of historical sense that national qualities have been attributed to it'. The internet is a powerful resource to connect us to the globe - we must use it.

4.2.4 SUMMARY

I've talked about the bare-minimum in this guide but you should know there are a lot more tools out there that we use as a community and many of these interact with or even depend on

each other. The best pictographic representation of a overall infrastructure for the group that I've been able to come up with is shown in Figure 4.1. You will probably only use part of this work flow so don't worry about keeping on top of everything.

4.3 MANAGING DATA

Once you are at the stage of high-throughput analysis or automating calculations with coding, it is easy to generate massive amounts of data over the course of a project. It is important that we manage our outputs properly or we will be out of storage space in no time. This can be as simple as NOT outputting wavefunctions and charge densities from calculations where they are not needed, but certainly we must be careful to not delete data we rely upon in drawing later conclusions.

This is especially true because we also need to keep track of our metadata. 'Data' are the results from your research, but metadata is the information related to these results. For example, the results file is data, whereas the location of the results file is metadata. Metadata includes but is not limited to: date, file size, file ownership and permissions *etc.*

As an example of this, I once found that the total energy for a calculation was slightly different depending on the number of cores over which I parallelised the calculation. In theory this should have made no difference, and I use it as an example because almost no one records the number of

cores over which a calculation is run. In the end it turned out to be such a small difference as to not affect the results of the study overall, but we should still try to record as much information about our work as possible so that we can trace back any unexpected issues.

My suggestion for dealing with this is as follows. Each potential research paper should be a folder on your computer. Any result that you present in the paper should have the corresponding calculation from which that result came in said directory. Once the paper is published (AFTER all of the peer review etc), compress the directory with all of the relevant calculations in it (and perhaps a little plain text explanation) with the 7-zip method. This is a very thorough compression that takes a long time but allows for a large reduction in size. We'll have a central, backed-up storage for keeping these, and then you can clear out the calculations for that project and free up some space. This kind of data preservation is not only good practice but usually a required condition for research funding so please take care with this.

Note



I'm not the first to see the importance of creativity in research. Ada Lovelace said 'Imagination is the discovering faculty, pre-eminently. It is that which penetrates into the unseen worlds around us, the worlds of science'

4.3.1 GITHUB

Hopefully, you've seen how programming languages can be powerful and stored conveniently as files. Once one of these files becomes more than a few lines long it is now a code. Codes can become complicated very quickly, sometimes even you can break your own code trying to incorporate changes (this happens to me lot!). 3rd party services exist to help track changes, include documentation and update safely any code you are working on. Github is one such service that is very popular and also free for academic use, luckily for us!

Github allows you to do all of this for your code in either a private way or open to the internet. Using github just by yourself is still useful. As it highlights some of the best practices for coding. If you have 3 things you want to fix in a code, don't try and fix them all at the same time. Fix one, then push to git. Then fix the second, check the first still works, then push to git. Finally fix the third, check the first and second, then push to git. If something goes wrong, you can use Github to revert to a previous version of the code with no harm done. It also has commands such as 'git status', which is very useful. It lets you see the difference between the files on your computer and the files of the last upload to Github.

The biggest use of github however is with the open (not private) repositories. Scientists recognise that there is great benefit to opening their work to the community *via* the internet, as I said earlier, you should never try to do everything yourself. However, you can't simply allow anyone to edit your codes as they please or they could introduce errors, change the way you wanted it to work or break the code entirely.

You upload your code to Github and people can 'pull' the code to their computer and 'push' changes for you to consider. If you don't like the changes you can reject them, but if you do approve you can accept.

Github can get a little complicated as codes can be branched and merged.

One code can have several branches, each with different versions to the main branch. This kind of complexity is usually only encountered for very popular or ambitious codes however, so you don't need to worry about such things in the beginning.

Note



Don't be discouraged if you didn't study a topic. J. Oppenheimer (father of the atomic bomb) once said "there are children playing in the street who could solve some of my top problems in physics". Fresh insight is invaluable in research!

5 OUTPUTS

This section is dedicated to creating impactful research outputs from your understanding of the field and new results. In theory, there is no limit to the ways you can share good science with society, but there are unfortunately only a few ways you can do so and receive official recognition.

5.1 ARTICLES

The formats of research articles vary depending on the journal we will submit to. It can be frustrating because if the paper is rejected it might need entirely reformatting before submitting to the next journal. However, regardless of which journal we submit to, you should have a master-draft article containing the following sections: Abstract, Introduction, Methods, Results, Discussion, Conclusion.

I recommend that you start collecting pertinent data from the very beginning of the project. The first few weeks of any new project should be spent reading the literature. Similarly, any document should begin with a literature review. Take the opportunity to note your thoughts and impressions as you read in a LaTeX document. Do you spot any conflicts in the literature, are there any ideas that everyone seems to agree upon, what is the range of values you see reported for the same materials property? I find a useful exercise is to see how far back you can trace the topic of your study. How have things changed since then? Before you know it, you will have a Literature Review on your hands.

Any time a calculation finishes, put the result of that calculation in a document along with the method you used and where you stored it. I guarantee there will be times where you forget from where you got a specific number. Under no circumstances can we publish results that we can't trace back to the completed calculation files. This may mean running calculations again if they are misplaced, so please be careful.

Keep the calculation details in a document separately so that they can be added to as progress is made. The details should be a stand-alone, factual record of inputs and outputs. The inputs will form the methods section and the outputs will form the results section.

For a methods section there are also a few other rules you should follow. If you make any modifications to anything they must be described. If you use any software you should use the version number or release and if you write any wrappers or stand-alone codes yourself they should be made available along with the paper. Anybody should be able to sit down with

Note



Margaret Hamilton standing next to the software she and her team at MIT produced for NASA's Apollo Moon missions. This is an amazing feat of coordination, teamwork and data management... not to mention science!

your paper, assemble the tools you used, follow your method and get the same results without having to access another paper.

There is no room for opinion in either of the methods or results sections, but as we start to see many different results side-by-side we can start to draw on our training as scientists to infer underlying physical phenomenon. This is what the discussion section is for and should include observations such as do all the results from the same method follow an obvious trend? Why do you think changing that one flag in the input file changed the result the way it did? Are there other materials that behave similar to this one?

Do not worry too much about your English. One of the benefits of a British supervisor is I can take care of that but its good for you to practice by yourself. No matter how bad you think a draft might be, do not EVER pay someone else to write an article or essay for you.

5.1.1 AUTHORSHIP

It's very important that everyone receives credit for work they have done. If someone contributes to a project such that their result is included and they are the best person to explain it, they need to be an author. If their result or idea is included but no explanation is necessary, then it might be acceptable to simply credit them in acknowledgements. I've encountered a lot of strange ideas about authorship in the past but ultimately there is no diminished value of your work from sharing your name with others on a paper. Do NOT try to do all the work yourself to keep all the credit for a paper! I promise you your work will be of higher quality overall by involving specialists where needed. Finally, it's not possible to go back and add someone's name to a paper after publication and missing someone off a paper they worked on will generate an incredible amount of ill-will for the group from important collaborators and colleagues.

Note



Tu Youyou described her discovery of a Malaria treatment as "an example of successful collective effort" and cited the combination of chinese and western medicine. Not just different people but different cultures can lead to great discoveries!

Respect in the community may not seem immediately useful. But I know a scientist who, at the time of writing, has five publications in Nature sister journals that are all reviews, commentaries or perspectives entirely because their opinion is respected and their expertise recognised internationally.

There's no way a group can elevate to this kind of status if they are known for shoddy work, falsified results or stealing credit!

5.1.2 CITING WORKS

Pre-prints CAN be cited in your research but the exact wording or format of the document may have changed by the time it is published to a journal. The arXiv website won't always say

if a paper was published after being uploaded there but if possible you should cite the journal publication rather than the preprint. So make sure to search properly before citing a preprint.

I encourage you to cite text books as well as journals. In this way the time you spend studying the basic science can also bolster your research output.

The term DOI is an acronym of Digital Object Identifier. This is a tag or code that should always be used rather than a website url. Figshare, Zenodo and the preprint servers provide DOIs for citations, so its not just papers but also preprints, presentations and computer codes that have them. Usually when a code is released it is accompanied by a paper describing how it works. Most often this paper is the thing the authors would like you to cite if you use their code, but if you're not certain you can always cite both.

Copying from other published items (including your own!) is illegal. It is called plagiarism in English. While this means you can't copy sections or paragraphs I actively encourage you to copy lines from papers as long as you reference them properly. If you do not make any change to a line from another work by the time you come to publish it must be included as a quote but otherwise a citation is fine. Now more than ever its super easy to find if something has been copied from published work (even just using Baidu or Google) so don't waste our time by not citing properly.

5.1.3 SUBMISSION

Each article is written and submitted with a cover letter explaining why the study deserves to be published and why it was submitted to that journal in particular. The paper will then either be rejected based on the editors opinion or sent for peer-review.

Peer-review is the process by which other scientists judge your work anonymously. If they consider your work is scientifically sound and of interest to the community, they will recommend it be published. The paper is usually sent to 2 or 3 scientists and then the editor will make a decision based on the reviews.

This can be quite a difficult process because most of the reviews will come back with criticisms of the work. While it can be a little demoralising to receive such kind of feedback, take heart that incorporating such constructive criticism from outside the group into the body of the work invariable makes for a stronger study overall.

Usually a paper is submitted to the highest impact factor journal that seems plausible at first, and will be rejected with criticisms. These criticisms improve the paper, which will be submitted again, but this time to a lower impact journal and so on and so on. Overall these effects combat each other to create a natural balance where the work gets better even as it moves down the list of 'best' journals.

Note



J. K. Rowling's 'Harry Potter' manuscript was rejected from the first 12 publishers to which she applied. Now it is a franchise worth billions! It can take a lot of time and patience to get published no matter how good your work.

No matter what do not give up on a project. As long as your results are scientifically valid (which they will be for us to get to the stage of submitting for publication) then they will be accepted somewhere.

5.1.4 OPEN ACCESS

Most papers must be purchased to be read. If you have ever tried to access a paper outside of the university network you may have been asked to pay to download a pdf. This is why I insist all the information needs to be available in each paper; if someone pays for your article, they shouldn't have to pay for another article to understand what you did.

If a paper is made open-access, the authors pay so that everyone can read the paper for free. This massively increases the impact of the study because more people are likely to read it and cite it.

We should always try to make papers open access, but in reality it is too expensive for a group to pay for all of their papers to be published this way. I'll talk to you about this as necessary, but it's something you should be aware of.

5.2 PRESENTATIONS


Presentations are usually made with powerpoint and composed of individual slides. Every slide should have a title, several slides can even have the same title but make sure there aren't any slides with no title. I find that text on a presentation is only useful if you refer to it specifically. I don't know anyone who can read and listen to two different sentences at the same time, and of course you want to make sure people are listening to you.

Most importantly relax. I've seen amazing projects be completely messed up by a speaker because they were afraid they would mess it up... isn't that silly? Even if somebody asks you the most difficult question you ever heard, you can respond that you'll look into it, or refer them to your supervisor (me).

I think most importantly, you should not need to memorise anything. The content of the presentation should be instructive for the audience but also be a prompt for you. If you are worried you will forget to say something, put that in the presentation specifically and this will remind you to talk about it. If it doesn't matter whether you remember to say it or not, it doesn't need to be on the slide at all.

Some people disagree but I find animations are a great way to break a slide into sections. They also make sure the audience are focusing on the part you are talking about. If you have 3 images on a slide, the audience will look at all 3 of them as soon as they appear. If you use

Note



Sometimes students make things sound complicated to seem smart but I promise you this impresses no-one. Einstein was credited as saying 'If you can't explain it to a six year old, you don't understand it yourself'. Keep things simple!

animations you can talk about the first, then make appear the next one, talk about that, then make the final one appear and conclude the slide. This becomes especially important at some of the larger conferences where they project on multiple screens, as you'll only be in a position to point at one version of the presentation.


I also think it's better if your talk is SHORTER than the allocated time slot rather than longer. Almost always the most important part of your talk is at the end, you will first introduce the topic, explain what you did and then explain the results. I have seen talks when someone spent 15 minutes introducing the topic and methods, but then was forced to stop before they could talk about their results. This makes all of the effort that went in to the presentation completely pointless.

5.3 JOB APPLICATIONS

Ultimately, no one can stay in a research group forever. Different job's in different fields will require their own evidence of experience and talent. I am happy to help you as much as I can to prepare these documents.

Every job you apply to will usually ask for an up-to-date curriculum vitae (CV) and cover letter, at the very least. A recent version of my own CV will be always available on-line for you to find. You can copy this directly but I advise against it, everyone's CV should be as unique as their life experience.

Note



The philosopher Arthur Schopenhauer said 'Every man mistakes the limit of his vision for the limits of the world'. There are more opportunities in society than you can possibly imagine! Spend some time to explore jobs and careers outside of academia.

While the same CV can usually be used for different job applications the cover letter should be specific for each application, to the point that the job title, company and location are mentioned explicitly in the letter. You should mention how the skills shown in your CV prove that you are an ideal candidate for the position and how you can bring something to the job that no-one else could.

Recommendation letters are also usually required for job applications. We should work together on a recommendation that you want me to provide for you. In it I can mention the specific things you have done that support your choice of future career, for example codes that you wrote if you wish to work in software development, or interpersonal interactions if you wish to work in teaching *etc.*

Because each person's requirements are different, I don't go any further in to details here but feel free to ask me any time.

6 SUMMARY

Hopefully this guide lays out the foundations for anyone wanting to work with us as a collaborator or a member. I tried to keep it as general as possible while still being informative.

Research can be daunting and difficult, especially because there's so much more to it than the basic science you learn at university. Don't worry if you saw something here that you don't use or didn't fully understand yet, sometimes the best way to learn about research is just to start doing it!

I will end the guide the same way I ended many of the sections: if you are ever unsure just ask me :)

